

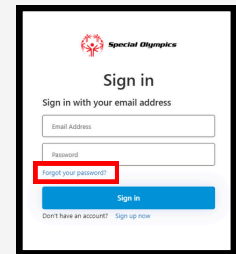
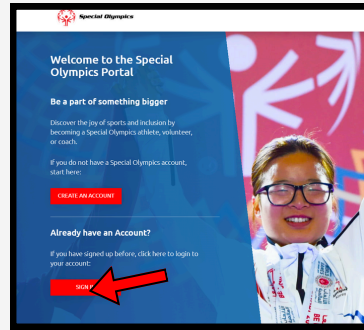
Reset Account Password

You have attempted to log into your account but can not remember your password. Follow the below steps to reset your password.

1.

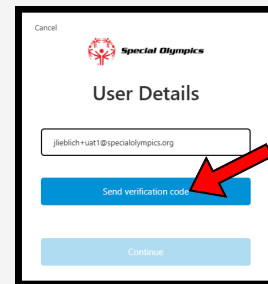
Navigate to the Special Olympics Portal.
• <https://portals.specialolympics.org/>

Select **“Sign In”**. In the next step you will see the **“Sign In”** box. Under the **“Password”** field you will find the **“Forgot your password”** hyperlink.



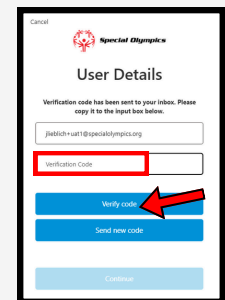
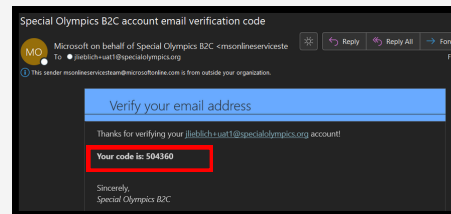
2.

Select **“Forgot your password”**. This will take you to a new screen. Here you will enter your email address and then select **“Send Verification Code”**.



3.

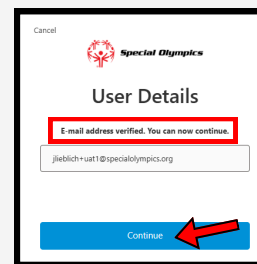
An email from **“Microsoft on behalf of Special Olympic B2C”** will contain your verification code. **Copy & Paste** the Verification Code into the provided field and select **“Verify code”**.



4.

Once your email has been verified select **“Continue”**.

Enter in your new password, and confirm the new password. Then select **“Continue”**.



5.

Your password has now been reset and you can sign in using your email and newly created password.

